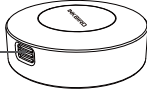











 <p>INKBIRD IBS-TH1 Mini Temperature & Humidity Smart Sensor</p>	<h3>Know the sensor</h3> <p>Temperature and Humidity Sensor</p>  <p>Battery Cover</p>  <p>Note: please follow the direction of arrow to turn the cover off.</p>	<h3>Specification</h3> <ul style="list-style-type: none"> • Dimensions: 35mmx10.5mm • Weight: 10g • Battery: 2 Button batteries(included) • Wireless Range: 50 meters • Temperature Range: -40~60°C • Temperature Accuracy: Typical: $\pm 0.3^{\circ}\text{C}$ / $\pm 0.5^{\circ}\text{F}$, Max: $\pm 0.5^{\circ}\text{C}$ / $\pm 0.9^{\circ}\text{F}$ • Humidity Range: 0~99%RH • Humidity Accuracy(25°C/ 77°F, 20%~80%RH): Typical: $\pm 3\%RH$, Max: $\pm 4.5\%RH$ • Humidity Accuracy(25°C/ 77°F, 0%~100%RH): Typical: $\pm 4.5\%RH$, Max: $\pm 7.5\%RH$ • Warranty: 1 Year
--	--	---

<h3>Getting Started</h3> <p>1 Download the APP Search the keyword “Engbird” in App Store or Google Play, or scan the following QR code to download and install it for free.</p> <p>The APP works with iOS 8+ or Android 4.4+.</p>   <p>Engbird APP</p> <p>2 Pair with the Phone Open the APP, add the sensor and pair with your smart phone.</p>	<p>3 Get the Data After choosing the application scenes, the APP will display the current temperature and humidity data.</p> <h3>Warning</h3> <ol style="list-style-type: none"> 1. Please check whether the sensor is covered with dust before using, otherwise it might lead to inaccurate measurements. 2. Do not use alcohol liquid to wipe the sensor. 3. Children should be under adult supervision when using it. 	 <p>Inkbird Tech. C.L  cs@ink-bird.com  www.ink-bird.com  Shenzhen, GD, China</p> <p>FC    </p>
--	---	---